

 **SCOPE & SEQUENCE**
GR. 5 - LANGUAGE ARTS

 **Student Task**

GRADE 5: English Language Arts
TASK: Research Report on Canadian Animal
PRODUCTIVITY TOOL: Mind Mapping Tool, Internet Research, Word Processor, Scanner
TIMELINE: 3 Weeks
LEVEL OF DIFFICULTY: Project

The student will research and write a report on a Canadian animal using Internet research techniques, CD-ROM, and other sources. Possible topics include:

- | | |
|---|---|
| <input type="checkbox"/> Arctic Fox | <input type="checkbox"/> Moose |
| <input type="checkbox"/> Arctic Hare | <input type="checkbox"/> Mountain Lion |
| <input type="checkbox"/> Badger | <input type="checkbox"/> Muskox |
| <input type="checkbox"/> Beaver | <input type="checkbox"/> Peregrine Falcon |
| <input type="checkbox"/> Black Bear | <input type="checkbox"/> Rattlesnake |
| <input type="checkbox"/> Caribou | <input type="checkbox"/> Red-tailed Hawk |
| <input type="checkbox"/> Coyote | <input type="checkbox"/> Seal |
| <input type="checkbox"/> Deer | <input type="checkbox"/> Skunk |
| <input type="checkbox"/> Elk | <input type="checkbox"/> Snow Owl |
| <input type="checkbox"/> Falcon | <input type="checkbox"/> Snowshoe Hare |
| <input type="checkbox"/> Great Horned Owl | <input type="checkbox"/> Squirrel |
| <input type="checkbox"/> Grizzly Bear | <input type="checkbox"/> Wolf |
| <input type="checkbox"/> Husky | <input type="checkbox"/> Wolverine |
| <input type="checkbox"/> Lynx | |

The report is to include the following information:

- | | |
|--|--|
| <input type="checkbox"/> Title Page | <input type="checkbox"/> Social Habits |
| <input type="checkbox"/> Table of Contents | <input type="checkbox"/> Family Life |
| <input type="checkbox"/> Introduction | <input type="checkbox"/> Enemies |
| <input type="checkbox"/> Description of Animal | <input type="checkbox"/> Economic Importance |
| <input type="checkbox"/> Habitat | <input type="checkbox"/> Conclusion |
| <input type="checkbox"/> Habits | <input type="checkbox"/> Endnotes |
| <input type="checkbox"/> Food | <input type="checkbox"/> Bibliography |

The report will also include the following:

- headings in a consistent font size and font style throughout the report
- clipart
- photograph from research done on the Internet
- page numbering
- endnotes documenting information
- bibliographic entries for text and online sources

The class will use mind mapping to brainstorm the steps involved in the process.



 **ICT Outcomes**

The learner will:

- C1** 2.1 access and retrieve appropriate information from the Internet by using a specific search path or from given uniform resource locations (URLs)
- 2.2 organize information gathered from the Internet, or an electronic source, by selecting and recording the data in logical files or categories; and by communicating effectively, through appropriate forms, such as speeches, reports, and multimedia presentations, applying information technologies that serve particular audiences and purposes
- C3** 2.2 recognize that information serves different purposes and that data from electronic sources may need to be verified to determine accuracy or relevance for the purpose used
- C4** 2.2 organize information, using such tools as a database, spreadsheet or electronic webbing
- C5** 2.2 record group brainstorming, planning and sharing of ideas by using technology
- C6** 2.3 use graphic organizers, such as mind mapping/webbing, to present connections among ideas and information in a problem-solving environment
- F2** 2.4 assess the personal significance of having limitless access to information provided by communication networks, such as the Internet
- F3** 2.4 document sources obtained electronically, such as website addresses
- 2.6 comply with copyright legislation
- F6** 2.3 use peripherals, including printers and scanners
- P1** 2.1 create and revise original text to communicate and demonstrate understanding of forms and techniques
- 2.2 edit and format text to clarify and enhance meaning, using such word-processing features as the thesaurus, find/change, text alignment, font size and font style
- P5** 2.2 navigate through a document that contains links to locate, copy and then paste data in a new file







Curriculum Outcomes



GRADE 5: English Language Arts

TASK: Research Report on Canadian Animal


GO 1.2 Clarify and Extend, Bullets 2 and 3

-  use talk, notes, personal writing and representing to explore relationships among own ideas and experiences, those of others and those encountered in oral, print and other media texts
-  search for further ideas and information from others and from oral, print and other media texts to extend understanding


GO 2.1 Use Strategies and Cues, Bullets 7 and 11

-  use text features, such as maps, diagrams, special fonts and graphics, that highlight important concepts to enhance understanding of ideas and information
-  find words in dictionaries and glossaries to confirm the spellings




GO 3.1 Plan and Focus, Bullet 4

-  develop and follow own plan for gathering and recording ideas and information


GO 3.2 Select and Process, Bullet 4

-  determine the usefulness and relevance of information for research purpose and focus, using pre-established criteria


GO 3.3 Organize, Record and Evaluate, Bullets 2, 4 and 5

-  organize ideas and information to emphasize key points for the audience
-  record information in own words; cite titles and authors alphabetically, and provide publication dates of sources
-  combine ideas and information from several sources



GO 3.4 Share and Review, Bullet 2

-  select visuals, print and/or other media to inform and engage the audience

GO 4.1 Enhance and Improve, Bullet 3

-  experiment with words, phrases, sentences and multimedia effects to enhance meaning and emphasis

GO 4.2 Attend to Conventions, Bullets 1 and 8

-  use words and phrases to modify and clarify ideas in own writing
-  use capital letters, appropriately, in titles, headings and subheadings in own writing

