






**SCOPE & SEQUENCE**  
**GR. 6 - LANGUAGE ARTS**

**Student Task**
**GRADE 6: English Language Arts, Plan #1****TASK: Christmas Wish List**

**PRODUCTIVITY TOOL: Internet Research, Word Processor**

**TIMELINE: 2 Classes**




**LEVEL OF DIFFICULTY: ☺ Easy**

The students will create a wish list for Christmas, identifying the following:

-  Wish List for Me
-  Wish List for My Family, and
-  Wish List for the World

In a time of rampant commercialism, students will be encouraged to think not only of themselves, but of their family and the world at large as well.

Emphasis will be on the following:

-  use of adjectives to describe the items,
-  use of spacing, font size, color and style to add visual impact to the page design and layout
-  addition of both clipart and a graphic from the World Wide Web to enhance the presentation of the text



**ICT Outcomes**
**The learner will:**

- C4** 2.1 design and follow a plan, including a schedule to be used during an inquiry process, and make revisions to the plan as necessary
- 2.3 reflect on and describe the processes involved in completing a project
- F1** 2.1 apply terminology appropriate to the technologies being used at this division level
- 2.2 identify and apply techniques and tools for communicating, storing, retrieving and selecting information
- F3** 2.1 comply with the acceptable use policy of the school and district for Internet and networked services, including software licensing agreements
- F4** 2.1 recognize that graphics, video and sound enhance communication
- 2.2 describe how the use of various texts and graphics can alter perception
- 2.3 discuss how technology can be used to create special effects and/or to manipulate intent through the use of images and sound
- F6** 2.2 use and organize files and directories
- P1** 2.1 create and revise original text to communicate and demonstrate understanding of forms and techniques
- 2.2 edit and format text to clarify and enhance meaning, using such word-processing features as thesaurus, find/change, text alignment, font size and style
- P3** 2.2 access available databases for images to support communication
- P4** 2.2 vary font style and size, and placement of text graphics, in order to create a certain visual effect
- P5** 2.3 navigate the Internet with appropriate software







## Curriculum Outcomes


### **GRADE 6: English Language Arts, Plan #1**

#### **TASK: Christmas Wish List**


##### ***GO 2.1 Use Strategies and Cues, Bullets 2 and 11***

-  apply knowledge of organizational structures of oral, print and other media texts to assist with constructing and confirming meaning
-  choose the most appropriate reference to confirm spelling


##### ***GO 2.4 Create Original Text, Bullet 3***

-  determine purpose and audience needs to choose forms, and organize ideas and details in oral, print and other media texts



##### ***GO 3.3 Organize, Record and Evaluate, Bullet 1***

-  organize ideas and information using a variety of strategies and techniques, such as comparing and contrasting, and classifying and sorting according to subtopics



##### ***GO 3.4 Share and Review, Bullet 2***

-  select appropriate visuals, print and/or other media to inform and engage the audience



##### ***GO 4.1 Enhance and Improve, Bullets 7 and 9***

-  experiment with a variety of software design elements, such as spacing, graphics, titles and headings, and font sizes and styles, to enhance the presentation of texts
-  choose words that capture a particular aspect of meaning and that are appropriate for context, audience and purpose


##### ***GO 4.2 Attend to Conventions, Bullets 3 and 6***

-  identify comparative and superlative forms of adjectives, and use in own writing
-  explain the importance of correct spellings for effective communication

##### ***GO 4.3 Present and Share, Bullets 1 and 2***

-  use various styles and forms of presentations, depending on content, audience and purpose
-  emphasize key ideas and information to enhance audience understanding and enjoyment

##### ***GO 5.1 Respect Others and Strengthen Community, Bullet 5***

-  demonstrate respect by choosing appropriate language and tone in oral, print and other media texts

